

FURNITURE



The Furniture Division consists of the Ellis, Lewis, Ramsey, and Stevenson factories that produce wood and modular furniture, as well as high-quality office chairs. Over 650 assigned inmates are provided an opportunity to learn skills related to woodworking and assembly. Skills in computer-aided design (CAD), upholstery, warehousing inventory, computer numerical control (CNC) machinery operation, assembly and equipment maintenance are obtained through hands-on training, overseen by experienced staff.

FURNITURE



REFINISHING SERVICES AND GROMMETS

CUSTOM REQUESTS

TCI can produce most requests for custom furnishings in various sizes and stain colors. Custom pieces are available by quote only.

REFINISHING/REUPHOLSTERY SERVICES

TCI offers a cost effective and wide variety of refinishing services for your existing furnishings. TCI can repair, refinish or reupholster everything from office furnishings to courtroom seating and reception areas.

Listed below are the standard brands of fabrics and vinyls offered by TCI:

- Sherpa & Shire Upholstery Fabrics
- Jamestown Vinyl, Oxblood, and Walnut Only
- Symphony Vinyl
- Caressa Vinyl

***Standard Casegood Color Combinations
(Samples Approximate to the Actual Stain Color)**

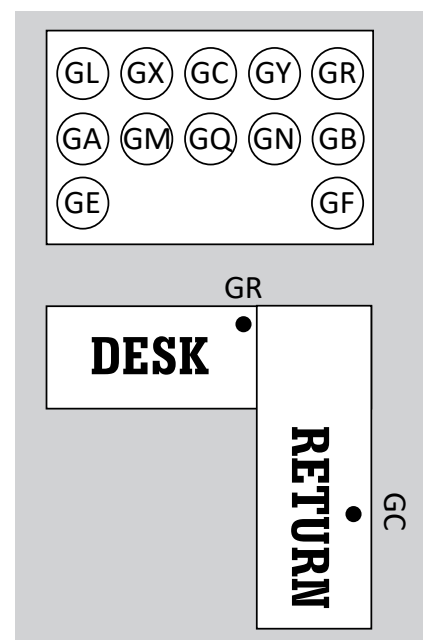
	Natural Oak	Fruitwood	Walnut	Mahogany	Medium Oak	Natural Walnut
SAM HOUSTON SEATING	•	•	•	•		
TRADITIONAL SAM HOUSTON			•	•		•
DESIGN IN WOOD	•	•	•			
STEPHEN F. AUSTIN	•	•	•	•	•	
FLIP-TEX	•	•	•	•	•	
ENGLISH SERIES LOUNGE	•	•	•	•	•	
DORM LINE	•	•	•	•	•	

The customer must specify the locations desired when ordering grommets.

STANDARD LOCATIONS ARE NOTED BELOW:

CODE:

- GL Left rear corner 6" from rear, 6" from left side
- GX Left rear 20" from left side, 6" from rear
- GC Center, 6" from rear
- GY Right rear 20" from right side, 6" from right side
- GR Right rear corner 6" from rear, 6" from right side
- GM Left 9" from rear, 20" from left side
- GN Right 9" from rear, 20" from right side
- GQ Center, 9" from rear
- GF Right centered, 6" from right side
- GE Left centered, 6" from left side
- GA Left side 9" from rear, 6" from left side
- GB Right side 9" from rear, 6" from right side



SAM HOUSTON SERIES CASEGOOD DESK

WARRANTY

All warranties are to the original purchaser. Warranties are not transferable.

All warranties are limited to manufacturing and material defects that appear under normal, indoor use. TCI warrants our products to be free from defects in material and workmanship for a period of (2) two years from the date of shipment, providing written notice thereof is given to the manufacturer within 30 days of the appearance of such defect. Additional limitations described herein apply. Warranties are for repair, replacement, or substitution only, at TCI's sole discretion. Warranties are voided by evidence of excessive soiling, improper cleaning or treatment, abuse, or abnormal use or use contrary to the advisories or instructions contained herein.



FURNITURE

SENIOR AND JUNIOR EXECUTIVE DESK

This traditional furniture is a classic design that never goes out of style. The desk and credenza dimensions are approximate.

Customer must specify stain: Natural Walnut, Walnut, or Mahogany; comes standard with laminate top and one grommet.

Two sizes:

Senior Executive (78"W x 42"D x 30"H)

Junior Executive (72"W x 36"D x 30"H)

425-21-64180-5

425-21-64234-0

425-21-64235-7

425-21-64236-5

425-21-64237-3

425-21-64240-7

425-21-64241-5

425-21-64244-9

Junior Executive

High Gloss Laminate Top

Keyed Alike

Additional Grommet

Pullout Keyboard Drawer

Articulating Keyboard Tray

Additional Keyboard Drawer

Installation

SAM HOUSTON SERIES CASEGOOD DESK



FURNITURE

SECRETARIAL U MAIN DESK

Standard with laminate tops. Grommets in upper corners of either end of return and at outside edge of rear work surface. 34" two drawer modular lateral file in rear work surface, lateral (rear work surface) standard with central locking.

Desk Size: 72"W x 36"D x 30"H

Return size: 45"W x 24"D x 30"H

Rear work surface: 72"W x 20"D x 30"H

- 425-21-64233-2 Secretarial U Main Desk
- 425-21-64234-0 High Gloss Laminate Top
- 425-21-64235-7 Keyed Alike
- 425-21-64236-5 Additional Grommet
- 425-21-64237-3 Pullout Keyboard Drawer
- 425-21-64240-7 Articulating Keyboard Tray
- 425-21-64241-5 Additional Keyboard Drawer
- 425-21-64244-9 Installation



SECRETARIAL DESK WITH RETURN

A traditional secretarial desk with return.

Return without Locks.

Desk Size: 66"W x 36"D x 30"H

With return at desk height 30"

- 425-21-64232-4 With 45"W x 24"D x 30"H Return
- 425-21-64232-8 With 60"W x 24"D x 30"H Return
- 425-21-64234-0 High Gloss Laminate Top
- 425-21-64235-7 Keyed Alike
- 425-21-64236-5 Additional Grommet
- 425-21-64237-3 Pullout Keyboard Drawer
- 425-21-64240-7 Articulating Keyboard Tray
- 425-21-64241-5 Additional Keyboard Drawer
- 425-21-64244-9 Installation

SAM HOUSTON SERIES CASEGOOD DESK



CLERICAL EXECUTIVE DESK

Standard with one grommet and locks.

Desk Size: 60"W x 30"H x 30"D

- 425-21-64231-6 Clerical/Executive
- 425-21-64234-0 High Gloss Laminate Top
- 425-21-64235-7 Keyed Alike
- 425-21-64236-5 Additional Grommet
- 425-21-64237-3 Pullout Keyboard Drawer
- 425-21-64240-7 Articulating Keyboard Tray
- 425-21-64244-9 Installation

FURNITURE



CREDENZA, TRADITIONAL

Standard with one grommet.

Credenza available in three sizes:

Senior: 78"W x 21"D x 30"H

Junior: 72"W x 21"D x 30"H

Executive/Clerk: 66"W x 21"D x 30"H

- 425-14-48245-6 Credenza, Senior
- 425-14-48150-8 Credenza, Executive/Clerk
- 425-14-48200-1 Credenza, Junior
- 425-14-48260-5 Alternate Knee Space with Two Doors and a Shelf Kit
- 425-14-48246-4 High Gloss Laminate Top
- 425-14-48247-2 Keyed Alike
- 425-14-48248-0 Additional Grommet with Appropriate Hardware
- 425-14-48250-6 Pullout Keyboard in Place of Knee Space Drawer
- 425-14-48255-5 Articulating Keyboard Tray in Place of Knee Space Drawer
- 425-21-48262-1 Installation



SAM HOUSTON SERIES CASEGOOD BOOKCASES

FURNITURE



TRADITIONAL BOOKCASE

Standard with Two shelves.

Bookcase Size: 38"W x 14"D x 48"H

- 425-03-36140-6 Traditional Bookcase
- 425-03-36147-1 High Gloss Laminate Top
- 425-03-36149-7 Additional Shelf and Four Pins
- 425-14-36153-9 Installation



TRADITIONAL BOOKCASE

Standard with Four Shelves

Bookcase Size: 38"W x 14"D x 70"H

- 425-03-36145-5 Traditional Bookcase
- 425-03-36147-1 High Gloss Laminate Top
- 425-03-36149-7 Additional Shelf and Four Pins
- 425-14-36153-9 Installation



TRADITIONAL BOOKCASE

Standard with One Shelf

Bookcase Size: 32"W x 16"D x 30"H

- 425-03-36135-6 Traditional Bookcase
- 425-03-36151-3 Hinged Doors with
- Matching Hardware 30" Only
- 425-03-36147-1 High Gloss Laminate Top
- 425-03-36149-7 Additional Shelf and Four Pins
- 425-14-36153-9 Installation



SAM HOUSTON SERIES CASEGOOD BOOKCASE



BOOKCASE HUTCH, DOUBLE WIDE

Credenza Size: 72"W x 12"D x 50"H for 72" or 78"

Computer Hutch, Double Wide Size:

72"W x 16"D x 50"H for 72" or 78"

- | | |
|-----------------|-------------------|
| 425-14-14100-3 | Bookcase Hutch |
| 425-14-14102-9 | Computer Hutch |
| 425-14-14100-3B | High Gloss Finish |
| 425-14-14100-3A | Grill Doors |
| 425-14-36153-9 | Installation |

FURNITURE



RISING DESK

Standard without drawers

Stains: Walnut, Mahogany, or Natural Walnut

Rising Desk Size: 60" x 30"

Adjustable Height: 26" x 51"

- | | |
|----------------|----------------|
| 425-21-002400 | Without Drawer |
| 425-21-002401 | With Drawer |
| 425-14-36153-9 | Installation |



ROUND CONFERENCE TABLE

Available in a 48" diameter with a four pronged center pedestal base.

- | | |
|-----------------|-----------------|
| 425-18-81100-7 | 36" Round Table |
| 425-18-821220-2 | 42" Round Table |
| 425-18-821220-1 | 48" Round Table |
| 425-18-82154-3 | Installation |

SAM HOUSTON SERIES CASEGOOD FILE CABINETS/CREDENZA

FURNITURE



TWO-DRAWER FILE CABINET

A traditional two-drawer filing cabinet that compliments the rest of this furniture. Standard with central locking and brass pulls.

Cabinet Size: 38"W x 21"D x 30"H

- 425-41-31105-8 Two-Drawer File
- 425-41-31114-0 High Gloss Laminate Top
- 425-41-31120-7 Installation



FOUR-DRAWER FILE CABINET

A traditional four-drawer filing cabinet that will perform for many years.

Standard with central locking and brass pulls.

Cabinet Size: 38"W x 21"D x 51"H

- 425-41-31110-8 Four Drawer File
- 425-41-31114-0 High Gloss Laminate Top
- 425-41-31120-7 Installation



LATERAL FILE CREDENZA

A traditional four-drawer filing credenza. Standard with central locking and brass pulls.

Credenza Size: 72"W x 21"D x 30"H

- 425-41-31112-4 Lateral File Credenza
- 425-41-31114-0 High Gloss Laminate Top
- 425-41-31116-5 Keyed Alike
- 425-41-31120-7 Installation

SAM HOUSTON SERIES CASEGOOD TABLES



COMPUTER TABLE

Standard, with pullout keyboard drawer, grommet in top panel, paper catch shelf, dual wheel casters (two locking, two non-locking), traditional hardware.

Computer Table Size: 36"W x 24"D x 30"H

425-18-79135-7 Computer Table
425-18-79145-6 Installation

FURNITURE



CONFERENCE DESK WITH DRAWERS

One piece design with two drawers and four legs.

Meeting Table Sizes:

72"W x 36"D x 30"H

96"W x 36"D x 30"H

425-18-82123-8 72" Meeting Table
425-18-82124-6 96" Meeting Table
425-18-82154-3 Installation



CONFERENCE TABLE

This beautiful, traditional conference table with a 120" or 144" boat shape design. Standard, with three panel-end supports, top tapers from 48" to 42", with minimum 14" clearance at ends, 2 piece top.

425-18-82125-3 120" Boat Shape
425-18-82150-1 144" Boat Shape
425-18-82152-7 High Gloss Laminate Top
425-18-821220A High Gloss Laminate Top
425-18-82154-3 Installation



SEATING WARRANTY AND INSTALLATION

GENERAL COMMERCIAL SEATING

TCI's warranty for general commercial seating covers all chair components including pneumatic cylinders, bases, casters, glides, frames, arms, plastic seats, backs and other structural components.

- Foam, textiles, mesh material are warranted for two (2) years.
- Control mechanisms are warranted for two (2) years.

The warranty applies to single shift, standard commercial usage, defined as a standard eight (8) hour week for Individuals weighing up to 250 pounds.

TCI offers normal use seating that is warranted for two (2) years for the original purchaser. The warranty covers all components (frames, glides, and arms). The foam/textiles are warranted for two (2) years. The warranty on these light use series is for an eight (8) hour day, forty (40) hour week for users up to 250 pounds.

HEAVY DUTY SEATING

TCI offers products designed for multiple shift applications (24 hours a day/7 days a week) and individuals weighing up to 500 pounds (depending on series and/or model). TCI warrants these products for two (2) years for the original purchaser. All components (including control mechanisms, pneumatic cylinders, bases, casters, glides, frames, arms, plastic seats/backs, etc.) are covered for 24/7 applications under the warranty, textiles two (2) years. Heavy Duty product series that apply under this warranty currently include: Pilot Heavy Duty Task Chair, Sherman 24, CXO hd, 24/7 and Storm HD.

TEXTILES

TCI currently uses Douglass Sherpa & Shire and Douglass Vinyl. TCI does not warranty COM (Customer Own Materials) or GPM (Global Purchased Materials) that are customer specified materials, or graded-in and purchased by TCI for a customer. For GPM or COM products, please contact the textile supplier for performance information and warranty details.

SEATING TYPE	COMPONENTS WARRANTY FOR ORIGINAL PURCHASER	USE TIME FOR WARRANTY COVERAGE
General Commercial Seating	2 Years	8 Hours/5 Days Per Week
Heavy Duty Seating	2 Years	24 Hours/7 Days Per Week

SAM HOUSTON SEATING SERIES

Warranty on mechanism, 2 years. Foam/Textiles 2 years.

Dakota and Cheyenne stacking chairs: TCI warrants the structural integrity of its products for two (2) years and the upholstery and casters for two (2) years from the date of delivery.



SAM HOUSTON SERIES CASEGOOD SEATING

TCI is proud to offer this fine traditional seating designed to complement the Sam Houston office furniture. This line of seating offers a timeless appeal that is as stylish now as it was years ago. The quality and value which is inherent in this style of seating will enhance your office with its lasting beauty, comfort and tradition. Offered in a variety of colors, these products will accent the current line of traditional case goods. The attention to detail and hand crafted quality of this furniture collection will be a most welcomed addition to your office decor.

INSTALLATION: A flat rate per item installation charge is available only for deliveries within Council of Government (COG) Districts 12,13,14,15,16 and 18. Installation of deliveries to COGs outside of those listed shall be by quote only. Flat rate fees and commodity codes for the items can be found in the term contract details for the specific contract item being ordered. See page 2 for a list of counties.

FURNITURE



JUDGES CHAIR WITH TEXAS STATE SEAL

Wood frame, swivel, tilt, diamond tufted simulated leather upholstery seat and back. Brass nail trim, hardwood frame, mechanical height adjustment, five-star base with dual wheel casters.

Standard with Texas State Seal.

Customer must specify stain and vinyl.

Standard is tufted; customer can request a smooth seat/back on any tufted item.

Size: 19.5" between the arms x 20.5"D x 32" Seat
Back Height, overall height 51" - 54"

425-08-05012-9 Judges Chair, Tufted

425-08-05026-9 Custom Screen Print Gold Seal

425-08-05032-7 Installation

SAM HOUSTON SERIES CASEGOOD SEATING



EXECUTIVE CHAIR

Wood, swivel, tilt, diamond tufted simulated leather upholstery seat and back. Brass nail trim, hardwood frame, mechanical height adjustment, five-star base with dual wheel casters.

Customer must specify stain and vinyl/fabric.

Size: 19.5" between the arms x 20.5"D x 17.5" to 23.5"H, Overall height 41" - 47"

425-08-10028-8 Executive Chair, Tufted Seat and Back

425-08-10036-1 Custom Screen Print Gold Seal Must Come With Smooth Back

425-08-10042-9 Installation



ARM CHAIR

Wood, diamond tufted simulated leather upholstery seat and back. Brass nail trim, hardwood frame, Queen Anne legs.

Customer must specify stain and vinyl/fabric.

Standard Size: 17.5" between the arms x 19.5"D x 18"H, Overall height 39"

Wide Seat: 20.5"

425-08-20056-7 Standard Arm Chair

425-08-25056-7 Wide Arm Chair

425-08-20068-2 Installation

SAM HOUSTON SERIES CASEGOOD SEATING



CLUB CHAIR

Wood, diamond tufted simulated leather upholstery seat and back. Brass nail trim, hardwood frame, decorative straight legs.

Customer must specify stain and vinyl/fabric.

Size: 17.5" between the arms x 19.5"D x 18"H, Overall height 32"

425-08-30072-2 Club Chair, Tufted

425-08-30080-5 Set of Four Casters

425-08-30086-2 Installation

FURNITURE



TWO-PLACE SETTEE

Wood, traditional 2 place, diamond tufted simulated leather upholstery seat and back. Brass nail trim, hardwood frame, decorative straight legs.

Customer must specify stain and vinyl/fabric.

Size: Seat measures 48" between the arms x 19"D x 18"H, Overall height 34"

425-08-40094-4 2-Place Settee, Tufted

425-08-40104-1 Installation



THREE-PLACE SOFA

Wood, traditional 3 place, diamond tufted simulated leather upholstery seat and back. Brass nail trim, hardwood frame, decorative straight legs.

Customer must specify stain and vinyl/fabric.

Size: Seat measures 69" between the arms x 19"D x 18"H, Overall height 45"

425-08-35084-2 3-Place Sofa, Tufted

425-08-35096-6 Installation

DESIGNS IN WOOD FURNITURE

Designs In Wood is our most popular line of office furniture. Each piece is made of solid wood and can be customized. All furniture comes standard with library base. Customer must specify stain: Fruitwood, Natural Oak, Walnut. All furniture sizes are approximate, standard with laminate top.

***ALL DIW FURNITURE HAS TRADITIONAL HARDWARE**



FURNITURE



LARGE TOP EXECUTIVE DESK

Desk, all styles, wood, traditional hardware, central locking system, one grommet.

Large Top Executive Size: 72"W x 36"D x 30"H

- 425-21-70100-5 Knee Space Drawer
- 425-21-70102-1 Pullout Keyboard Drawer
- 425-21-70104-7 Articulating Keyboard Tray Drawer
- 425-21-70106-2 Keyed Alike
- 425-21-70112-0 Installation

DESIGNS IN WOOD FURNITURE



SECRETARIAL "U" STYLE DESK

Desk, secretarial "U" style, traditional hardware, central locking system, one grommet desk and one on return. Return is at desk height 30".

Customer must specify left or right return and stain color.

Main Desk Size: 60"W x 30"D x 30"H

Return Size: 44"W x 17"D x 30"H

Rear Work Surface Size: 60"W x 20"D x 30"H

425-21-76100-9 Knee Space Drawer in Main Desk

425-21-76102-5 Pullout Keyboard Drawer

425-21-76104-1 Articulating Keyboard Tray

425-21-76106-6 Keyed Alike

425-21-76112-4 Installation



SECRETARIAL DESK WITH RETURN

Desk, secretarial with return, wood, traditional hardware, central locking system, one grommet desk and one on return. Return at desk height 30".

Customer must specify left or right return and stain color.

Desk Size: 60"W x 30"D x 30"H

Return Size: 48"W x 17"D x 30"H

425-21-721003 Desk with Return

425-21-72102-9 Pullout Keyboard Drawer (No Knee Drawer)

425-21-72104-5 Articulating Keyboard Tray (No Knee Drawer)

425-21-72106-0 Keyed Alike

425-21-72112-8 Installation



SMALL TOP EXECUTIVE

Desk, small top executive, traditional hardware, central locking system, one grommet.

Customer must specify stain color.

Size: 60"W x 30"D x 30"H

425-21-63100-4 With Knee Space Drawer

425-21-63102-0 Pullout Keyboard Drawer

425-21-63103-8 Articulating Keyboard Tray

425-21-63104-6 Keyed Alike

425-21-63110-3 Installation

DESIGNS IN WOOD FURNITURE DESK AND CREDENZAS



TEACHER STYLE DESK

Desk, teacher style, traditional hardware, central locking system, one grommet.

Customer must specify stain color.

Size: 44"W x 30"D x 30"H

- 425-21-78100-7 With Knee Space Drawer
- 425-21-78102-3 Pullout Keyboard Drawer
- 425-21-78104-9 Articulating Keyboard Tray
- 425-21-78110-6 Installation



CREDENZA #1

Standard with knee space drawer, traditional hardware, central locking system.

Customer must specify stain color.

Size: 60"W x 20"D x 30"H

- 425-14-32161-3 #1 Credenza
- 425-14-32162-1 Pullout Keyboard Drawer
- 425-14-32163-9 Articulating Keyboard Tray
- 425-14-32175-3 Keyed Alike
- 425-14-32185-2 Installation



CREDENZA #2

Standard with sliding doors in center and one shelf, pedestal locking system.

Customer must specify stain color.

Size: 60"W x 20"D x 30"H

- 425-14-32165-4 #2 Credenza
- 425-14-32162-1 Pullout Keyboard Drawer
- 425-14-32163-9 Articulating Keyboard Tray
- 425-14-32175-3 Applicable for all Credenzas
- Keyed Alike
- 425-14-32185-2 Installation

DESIGNS IN WOOD FURNITURE DESK AND TABLES



RISING DESK

Standard without drawers

Stains: Walnut, Fruitwood, or Natural Oak

Size: 60"W x 30"D Adjustable Height: 26" x 51"

**425-21-002100 Adjustable Height without
Drawer**

**425-21-002101 Adjustable Height with Drawer
Installation**



WORK TABLE

Standard with laminate top

Customer must specify stain color

Two Sizes:

60"W x 30"D x 30"H

72"W x 36"D x 30"H

425-18-85175-5 60" Table

425-18-85179-7 72" Table

425-18-85183-9 Pullout Keyboard Drawer

425-18-85184-7 Articulating Keyboard

425-18-85185-4 Pencil Drawer

425-18-851789 Installation



CONFERENCE TABLE

Wood, rectangle shape design, with double pedestal supports.

Customer must specify stain color.

Sizes: 84"L or 96"L x 42"D x 30"H

425-18-85190-4 84" Conference Table

425-18-85192-0 96" Conference Table

425-18-851987 Installation

DESIGNS IN WOOD FURNITURE TROOPER STATION AND HUTCHES

FURNITURE



TROOPER STATION

Standard with three adjustable shelves.

Stains: Walnut or Fruitwood

Size: 48"H x 12"D x 36"W

425-21-17100-1 Desk/Attached Hutch
Two Drawer

32"W x 16"D x 30"H

425-21-17102-7 Desk/Attached Hutch
Three Drawer

32"W x 16"D x 30"H

425-21-17300-7 Lighting Option



HUTCH, 42"

Fits Teachers Desk

Size: 42"W x 13.5"D x 36"H

425-49-28181-6 Hutch 42"

425-49-28184-0 Matching Doors &
Traditional Hardware

425-49-28191-5 Installation



HUTCH, 58"

Fits Desk or Credenza 60" or wider.

Wood with Brass Hardware.

Standard with Laminate Top.

Size: 58.5"W x 13.5"D x 36"H

425-49-28183-2 Hutch 58"

425-49-28184-0 Matching Doors &
Traditional Hardware

425-49-28191-5 Installation



BOOKCASES

48" Bookcase
Standard with three adjustable shelves
Size: 48"H x 12"D x 36"W

60" Bookcase
Standard with four adjustable shelves.
Size: 60"H x 12"D x 36"W

84" Bookcase
Standard with four adjustable shelves,
fixed center shelf.
Size: 84"H x 12"D x 36"W

- 425-03-30100-6 48" Bookcase
- 425-03-30151-9 60" Bookcase
- 425-03-30165-9 84" Bookcase
- 425-03-30167-5 Additional Shelf and Four Adjustable Shelf Pins
- 425-03-30173-3 Installation



VERTICAL FILE CABINET

Vertical File Cabinet, two or four drawer, wood, traditional hardware, pedestal locking.
Customer must specify stain color.

Two Drawer Size: 23"W x 29"D x 32"H
Four Drawer Size: 23"W x 29"D x 58.5"H

- 425-22-00100-9 Two Drawer
- 425-22-01100-8 Four Drawer
- 425-22-01110-7 Installation
- 425-22-01102-5 Keyed Alike



LATERAL FILE CABINET

Lateral File Cabinet, two or four drawer, wood, traditional hardware, pedestal locking.
Size: 31"W x 19"D x 30"H

- 425-22-02100-7 Two Drawer
- 425-22-03100-6 Four Drawer
- 425-22-03102-3 Keyed Alike
- 425-22-02108-0 Installation

DESIGNS IN WOOD FURNITURE COMPUTER/PRINTER TABLES AND COSTUMER

FURNITURE



COMPUTER TABLE

Standard with keyboard drawer, utility shelf, one grommet.

Size: 30"W x 26"D x 30"H

- 425-18-85171-4 Computer Table
- 425-18-855337 Dual Wheel Casters
- 425-18-85178-9 Installation



PRINTER TABLE

Printer table, standard with grommet, paper feed shelf.

Size: 30"W x 26"D x 30"H

- 425-18-85160-7 Printer Table
- 425-18-81108-0 Dual Wheel Casters
- 425-18-85178-9 Installation



COSTUMER

Polished traditional coat hooks.

Size: 60"H

- 425-10-47100-8 Costumer
- 425-10-47106-5 Installation



X-LINE FURNITURE DESKS



PICNIC STYLE DESK

Comes standard without drawers.
Stains are Walnut, Fruitwood, or Natural Oak.

Size: 60" x 30"

- 425-21-00000** Without Drawers
- 425-21-00000** With Drawers
- Installation



PICNIC STYLE DESK WITH RETURN

Comes standard without drawers.
Stains are Walnut, Fruitwood, or Natural Oak.

Size: 60" x 30" x 30"

Return Size: 20" x 30"

- 425-21-00302** Without Drawers
- 425-21-00303** With Drawers
- Installation



DESK

Comes standard without drawers. Available stains are Walnut, Fruitwood, or Natural Oak.

Size: 60" x 30" x 30"

Size with Drawers: 72" x 36"

- 425-21-00400** Without Drawers 60" x 30"
- 425-21-00401** With Drawers 60" x 30"
- 425-21-00304** Without Drawers 72" x 36"
- 425-21-00305** With Drawers 72" x 36"
- Installation



DESK WITH RETURN

Comes standard without drawers.
Stains are Walnut, Fruitwood, or Natural Oak.

Size: 60" x 30" x 30"

Return Size: 20" x 30"

- 425-21-00402** Without Drawers
- 425-21-00403** With Drawers
- Installation



STEPHEN F. AUSTIN FURNITURE DESKS



EXECUTIVE MAIN DESK

Executive Main Desk with standard knee space drawer, Standard with laminate top.

Size: 72"W x 36"D x 30"H main desk, with 58"W x 20"D x 30"H return unit with stationary tray fit into box drawer of main and return.

- 425-21-66210-8 72" Executive Main Desk
- 425-21-66334-6 Pullout Keyboard Drawer
- 425-21-66336-1 Articulating Keyboard Tray in Place of Knee Space Drawer
- 425-21-66342-9 Installation



SECRETARIAL "U" DESK

Wood, slab-end style "U" shaped desk is made of solid wood with laminate top. Mahogany, Medium Oak, Fruitwood and Natural Oak. Standard with knee space drawer, pedestal lock with two keys on main desk, bridge height (30"), two grommets one at center of bridge, one at outside edge of rear work surface.

Size: 72"W x 36"D x 30"H, bridge Size: 41.5"W x 24"D x 30"H flush With main desk and rear work surface: 72"W x 20"D x 30"H

- 425-21-67175-2 Secretarial "U" Desk
- 425-21-67179-4 Pullout Keyboard Drawer
- 425-21-67181-0 Articulating Keyboard Tray
- 425-21-67189-3 Installation



CRT MAIN DESK

Wood, slab-end style. Customer must specify stain: Walnut, Mahogany, Medium Oak, Fruitwood & Natural Oak. Standard with laminate top. Standard with knee space drawer on desk, pedestal lock with two keys on main desk.

Size: 66"W X 30" D X 30"H main desk, with 49"W X 24"D X 30"H return unit

- 425-21-66120-9 CRT Main Desk
- 425-21-66334-6 Pullout Keyboard Drawer
- 425-21-66336-1 Articulating Keyboard Tray
- 425-21-66342-9 Installation

STEPHEN F. AUSTIN FURNITURE CREDENZAS



EXECUTIVE CREDENZA

Used for storage, wood, slab-end. Standard with two drawers on each end, sliding doors in center, single shelf in interior, and laminate top.

Customer must specify stain color.

Size: 66"W x 20"D x 30"H

425-14-22150-8 Executive Credenza

425-14-22160-7 Installation

FURNITURE



LATERAL FILE CREDENZA

Four drawer, slab-end style, lateral file credenza is made of solid wood.

Customer must specify stain color.

Size: 66"W x 20"D x 30"H

425-41-30002-8 Lateral File Credenza

425-41-30008-5 Installation



CLERICAL CREDENZA

Used for storage, wood, slab-end with knee space, laminate top, one grommet and knee space drawer.

Customer must specify stain color.

Size: 66"W x 20"D x 30"H

425-14-23160-6 Clerical Credenza

425-14-23162-2 Pullout Keyboard Drawer

425-14-23163-0 Articulating Keyboard Tray

425-14-23167-1 Installation

STEPHEN F. AUSTIN FURNITURE DESK, BOOKCASES, AND FILE CABINET

FURNITURE



EXECUTIVE DESKS

Junior Executive Desk Size: 72"W x 36"D x 30"H standard with return height of 30"

Clerical Desk Size: 60"W x 30"D x 30"H Standard with knee space drawer, pedestal lock with two keys and a laminated top.

Customer must specify stain color.

- 425-21-65095-4 Junior Executive Desk
- 425-21-65075-6 Clerical Executive Desk
- 425-21-65099-6 Pullout Keyboard Drawer
- 425-21-65100-2 Articulating Keyboard Tray
- 425-21-65107-7 Installation



FREESTANDING BOOKCASE

Wood, slab-end style, free standing. Standard with laminate top and two shelves.

Customer must specify stain color.

Size: 36"W x 12"D x 48"H

FILE TOP BOOKCASE

Wood slab-end style, designed to go above two-drawer lateral file cabinet. Standard with laminate top and two shelves.

Size: 33"W x 12"D x 48"H

- 425-03-37125-6 Freestanding Bookcase
- 425-03-37130-6 Additional Shelf and Four Adjustable Shelf Pins
- 425-03-37136-3 Installation
- 425-03-38100-8 File Top Bookcase
- 425-03-38105-7 Additional Shelf and Four Adjustable Shelf Pins
- 425-03-38111-5 Installation



LATERAL FILE CABINET

Two drawer lateral file is made of solid wood.

Customer must specify stain color.

Size: 37"W x 20"D x 30"H

- 425-41-30001-0 Lateral File
- 425-41-30008-5 Installation

STEPHEN F. AUSTIN FURNITURE COMPUTER/PRINTER TABLES AND HUTCH



COMPUTER TABLE

A solid wood computer table. Wood, slab-end style, standard with laminate top, pullout keyboard drawer, grommet in top panel, paper catch shelf and dual wheel casters. (two locking, two non-locking)

Customer must specify stain color.

Size: 30"W x 30"D x 30"H

425-18-91355-5 Computer Table

425-18-91370-4 Installation

FURNITURE



PRINTER TABLE

Standard with printer slot, paper catch shelf, slab-end style.

Customer must specify stain color.

Size: 30"W x 30"D x 30"H

425-18-91360-5 Printer Table

425-18-91370-4 Installation



OPEN SHELF HUTCH

Wood, slab-end style, open shelf hutch designed to go above a 66" credenza and/or 66" rear work surfaces of "U" desks.

Customer must specify stain color.

Size: 63"W x 14"D x 36"H

425-49-26115-6 Open Shelf Hutch

425-49-26116-4 Swing Doors

425-49-26119-8 Installation

STEPHEN F. AUSTIN FURNITURE TABLES

FURNITURE



SLAB-END TABLE

End table, standard with two panel-end supports with apron.

Customer must specify stain color.

Size: 30"W x 16"D x 22"H

425-21-74277-7 Slab-End Table

425-21-74283-5 Installation



SQUARE TABLE

Square table, standard with two panel-end supports with apron.

Customer must specify stain color.

Size: 28"W x 28"D x 22"H

425-21-74275-1 Square Table

425-21-74283-5 Installation



COCKTAIL TABLE

Cocktail table offered standard with laminate top. Standard with two panel-end supports with apron.

Customer must specify stain color.

Size: 46"W x 20"D x 16"H

425-21-74273-6 Cocktail Table

425-21-74283-5 Installation

STEPHEN F. AUSTIN FURNITURE CONFERENCE TABLES



CONFERENCE TABLE

Standard with 2 panel-end supports, one-piece top with minimum 14" clearance at ends.

Customer must specify stain color.

Size: 96"W x 42"D x 30"H

Size: 84"W x 42"D x 30"H

Size: 72"W x 36"D x 30"H

425-21-74230-6 96" Conference Table

425-21-74215-7 84" Conference Table

425-21-74200-9 72" Conference Table

425-21-74271-0 Installation

FURNITURE



CONFERENCE TABLE

Standard with 3 panel-end supports, two-piece top with minimum 14" clearance at ends.

Customer must specify stain color.

Size: 144"W x 48"D x 30"H

Size: 120"W x 48"D x 30"H

425-21-74265-2 144" Conference Table

425-21-74245-4 120" Conference Table

425-21-74271-0 Installation



LOBBY FURNITURE

CALL FOR A QUOTE (800)833-4302

FURNITURE



A



B

CALIDA SEATING

A. WOOD BASE B. SWIVEL BASE



JOHNNY SEATING

A. STAR BASE B. TRUMPET BASE



SHIBBY SEATING



MY PLACE SEATING





LOBBY FURNITURE

CALL FOR A QUOTE (800)833-4302



FURNITURE

STRATFORD SEATING

CHAIR AND OTTOMAN



STEPHANIE SEATING

TRULLO SEATING




DANFORTH SEATING



FLIP-TEX FURNITURE

Flip-Tex designs are available in three beautiful design series – in single and multiple seating units: Butcher Block, Open Frame, and Traditional.



BUTCHER BLOCK



OPEN FRAME



TRADITIONAL

FURNITURE

BUTCHER BLOCK

Butcher Block lounge furniture offers solid butcher block shapes in chairs, sofas and settees that feature removable back and seat cushions. Also available are matching coffee and end tables. Tables come with laminate tops that match stain color.

Customer must specify stain: Walnut, Mahogany, Medium Oak, Fruitwood & Natural Oak and vinyl/fabric colors.

A. SIDE ARM CHAIR: Size: 25"W x 27"D x 30"H,
Seat: 16.5"H

420-62-20050-8 Side Arm Chair
420-62-20056-5 Installation

B. SETTEE: Size: 2-Place: 46.5"L x 27"D x 30"H

420-62-21050-7 Settee
420-62-21056-4 Installation

C. SOFA: Size: 3-Place: 68"L x 27"D x 30"H

420-62-22050-6 Sofa
420-62-22056-3 Installation


D. COFFEE TABLE: Size: 51.5"L x 25"D x 18.5"H

420-62-23050-5 Coffee Table
420-62-23056-2 Installation

E. END TABLE: Size: 27.5"L x 25"D x 20.5"H

420-62-24050-4 End Table
420-62-24056-1 Installation

FLIP-TEX FURNITURE



OPEN FRAME

Open Frame lounge furniture includes chairs, settees and sofas with deeper dimensions for extra comfort that carry out the linear oak theme. Also available are matching coffee and end tables. Tables come with laminate tops that match stain color. Customer must specify stain: Walnut, Mahogany, Medium Oak, Fruitwood & Natural Oak.

A. SIDE ARM CHAIR: Size: 24"W x 28"D x 30"H,
Seat: 16.5"H

420-64-47050-5 Side Arm Chair

420-64-47056-2 Installation

B. SETTEE: Size: 2 Place: 45"L x 27"D x 30"H

420-64-49050-3 Settee

420-64-49056-0 Installation

C. SOFA: Size: 3 Place: 67"L x 27"D x 30"H

420-64-51050-8 Sofa

420-64-51058-1 Installation

D. COFFEE TABLE: Size: 48"L x 24"D x 15.5"H


420-64-53050-6 Coffee Table

420-64-53058-9 Installation

E. END TABLE: Size: 24"L x 24"D x 23"H

420-64-55050-4 End Table

420-64-55056-1 Installation



TRADITIONAL

Traditional Frame lounge furniture echoes a touch of tradition in terms of comfortable, easy care seating. Designed with gently curved, softly etched wood parts, the chairs, sofas and settees are pitched for prolonged seating comfort. Customer must specify stain: Walnut, Mahogany, Medium Oak, Fruitwood & Natural Oak and vinyl/fabric colors.

A. SIDE ARM CHAIR: Size: 27"W x 31"D x 30"H,
Seat: 16.5"H

420-64-80050-3 Side Arm Chair

420-64-80056-0 Installation

B. SETTEE: Size: 2 Place: 45"L x 27"D x 30"H

420-64-81050-2 Settee

420-64-81056-9 Installation

C. SOFA: Size: 3 Place: 67"L x 27"D x 30"H

420-64-82050-1 Sofa

420-64-82056-8 Installation

D. COFFEE TABLE: Size: 42"L x 16"H

420-64-83050-0 Coffee Table

420-64-83058-3 Installation

E. END TABLE: Size: 27.25"L x 27"D x 21"H

420-64-84050-9 End Table

420-64-84056-6 Installation

ENGLISH SERIES LOUNGE FURNITURE TABLES

English style lounge furniture is constructed of the finest hardwoods and finished in quality stains, fabrics, vinyls and laminates. There are numerous color finish choices. These products reflect the changing needs of customers for better quality and better looking lounge furniture.

FURNITURE



GAME TABLE

Game Table features a wood top with matching laminate and stain. Customer must specify decorative straight or Queen Anne legs and finish: Walnut, Mahogany, Medium Oak, Fruitwood & Natural Oak.

Size: 42"W x 42"L x 30"H

420-64-68005-3 **Game Table**
420-64-68011-1 **Installation**



Shown with Straight Legs

WRITING TABLE

Rectangle top with rounded corners, matching laminate and stain color. Designed to be placed behind sofas. Customer must specify decorative straight or Queen Anne legs and finish: Walnut, Mahogany, Medium Oak, Fruitwood & Natural Oak.

Size: 18"W x 48"L x 30"H

420-64-70005-9 **Writing Table**
420-64-70011-7 **Installation**

ENGLISH SERIES LOUNGE FURNITURE TABLES



SMALL OCCASIONAL TABLE

A perfect accessory to accent sofas and chairs. Several stain and laminate combinations are available. Customer must specify decorative straight or Queen Anne legs and finish: Walnut, Mahogany, Medium Oak, Fruitwood & Natural Oak.

Size: 21"W x 22"L x 22"H

420-64-66005-5 Occasional Table
420-64-66011-3 Installation

FURNITURE



COFFEE TABLE

Rectangle with rounded corners, wood top with matching laminate and stain. Customer must specify decorative straight or Queen Anne legs and finish: Walnut, Mahogany, Medium Oak, Fruitwood & Natural Oak.

Size: 21.5"W x 42"L x 17.5"H

420-64-64001-6 Coffee Table
420-64-64007-3 Installation

DORM LINE FURNITURE DRAWERS, NIGHT STAND, AND BED



CHEST OF DRAWERS

Solid wood, this five drawer chest is a quality piece of furniture and will with stand many years of use. Rounded corners. Laminated top can be custom quoted. Customer must specify stain color.

Chest Size: 35.5"W x 27.5"D x 46"H

Drawer Size: 29.5"W x 24"H

420-20-28045-1 Chest of Drawers

420-20-28050-1 Installation



NIGHT STAND

The Night Stand is a sturdy addition to this line of furniture. It is made with soft rounded corners to prevent snagging. Customer must specify stain color.

Size: 18"W x 20"D x 21.5" H

420-20-53045-9 Night Stand

420-20-53049-1 Installation



DORMITORY SINGLE BED

Constructed of heavy gauge metal and a solid wood headboard and footboard. Styled to match the wardrobe and night stand, it is available in either a 76" or 82" length. All corners are rounded. Customer must specify stain color.

Headboard Size: 36"W x 33.625"H

Footboard Size: 36"W x 28.625"H

420-20-20100-2 76" Bed

420-20-20200-0 82" Bed

420-20-20101-0 4 Rollers

420-20-20204-2 Installation

ENGLISH DORM LINE FURNITURE WARDROBES



SMALL WARDROBE

A long lasting piece of solid wood furniture with rounded corners to match other dorm furniture. Features four drawers and a closet with a J-bar hanger. Customer must specify right or left side closet. Laminate top can be custom quoted. Top drawer and closet lock come standard with furniture. Customer must specify stain color.

Size: 48"W x 27.5"D x 46"H

420-20-90095-9 Small Wardrobe

420-20-90100-7 Installation



SPLIT LEVEL WARDROBE

Features a large closet with J-bar hanger and sock drawer below with four drawers on the side opposite the closet. The wardrobe has a one piece back and rolled edges. Side of closet has a tackable bulletin board. Constructed of solid wood. Laminated top can be custom quoted. Locks are standard on top drawer and closet. Customer must specify right or left side closet. Customer must specify stain color.

Size: 48"W x 27.5"D x 72" Overall Height

420-20-91150-1 Split Level Wardrobe

420-20-91156-8 Installation

COURTROOM AND AUDITORIUM SEATING

TCI is proud to offer a large selection of auditorium seating options for customers that need a cost effective alternative to maintain a professional image with their auditorium. TCI refurbishes and even designs new looks for old auditorium seats.

These services include the following:

- * Upholster seats and backs with new material for an extended life.
- * Use of laminate that will create a new look for all wooden seating.
- * Manufacture new parts to replace any worn out parts.
- * Remove existing seating and install refurbished seating on site as required by customer.

The attention to detail and professional appearance of this work will be a most welcome addition to any school, courthouse or state agency.

FURNITURE




CUSTOM COURTROOM

The courtroom is made of Red Oak with Walnut stain. It is custom designed to accommodate the space available. Call customer service for more information.



COURTROOM AND AUDITORIUM SEATING



FURNITURE

REFURBISHED SEATING ONLY. NO NEW AUDITORIUMS.



STAGE DRAPERY

Whether your school stage is large or small, TCI is able to manufacture and install all types of typical stage treatments. All drapes are made using 100% cotton velour fabric that is treated for flame resistance. We can match your school colors.

WINDOW CURTAIN

TCI manufactures and installs all types of typical window treatments. The curtains are made using the latest fabrics and styles, and are treated for flame resistance. We provide matching coordinates and bedspreads. Call Customer Service for a quote.

***Contact TCI for a quote. Garment quotes production/manufacturing. Modular Furniture quotes installation only.**





PODIUM AND ADDITIONAL SEATING

FURNITURE



PODIUM

Made from Red Oak. Standard finish is natural, with removable seal. Standard State of Texas Seal. Custom seals available.

Size: 28"W x 22"D x 49"H

785-72-50100-1 Podium with Standard Seal

785-72-50101-9 Podium with Custom Seal



CONSTITUTIONAL CHAIR

The Constitutional chair is solid oak with a decorative frame and legs. Seat and back are upholstered in vinyl with a standard screen print gold state seal. Customer must specify stain color.

Size: Seat: 17.5" Between Arms
18.5"D x 18"H, Overall Height 36"

425-08-25065-3 Constitutional Chair

425-08-05026-9 Custom Screen Print Gold Seal

425-08-25075-2 Installation



BANKER'S CHAIR

This chair is ideal for private office, lobby areas and conference rooms. Solid hardwood frame with web suspension seat and hand-applied nail trim.

Customer must specify stain: Natural Oak, Fruitwood, Mahogany or Walnut and vinyl/fabric colors.

Size: 25" W x 30" H, Seat Width 20.5"

425-08-32010-0 Bankers Chair

425-08-32012-6 Set of Four Casters

425-08-32018-3 Installation



CAPITOL BENCH WITH STAR

Red Oak bench with Natural, Walnut or Fruitwood stain. Bench 4ft. Custom lengths available.

See Web Site: www.tci.tdcj.texas.gov
(See Website for Details)

420-64-672203 4 Feet

420-64-672205 5 Feet

420-64-672206 6 Feet

420-64-672208 8 Feet





ROCKING CHAIRS



ENGLISH ROCKING CHAIR

Solid hardwood. Standard with lasered Texas state seal.

Customer must specify stain color.

Size: 22"W x 18"D x 45"H

420-64-72001-6 English Chair

420-64-72009-9 Installation



PORCH ROCKING CHAIR

Cypress wood. Standard stain is Early American with a lasered Texas state seal.

Size: 28.75"W x 19"D x 49"H

420-64-67120-1 Porch Chair

420-64-67121-9 Installation



MISSION ROCKING CHAIR

Cypress wood. Standard stain is walnut or fruitwood with a lasered Texas state seal.

Size: 20"W x 16"D x 33"H

420-64-67120-2 Mission Chair

420-64-67136-7 Installation



GENERAL COMMERCIAL SEATING



BREATHE™ CHAIR

Beautifully sculpted polypropylene back structure wrapped in a double layer mesh that offers support and breathability, soft padded arms, adjustable lumbar support and synchronized tilt mechanism. Available in a task chair or sled base guest chair.

Weight Capacity:	300 lbs
Seat Width:	21.625"
Seat Depth:	19.5"
Back Width (at top):	22.625"
Back Width (at lumbar):	18.5"
Back Height (above seat):	24"
Lumbar Height (above seat):	4" - 8"

425-60-33001-3	Task Chair
425-60-33002-1	Sled Base Chair
425-60-33003-9	Headrest
420-60-33008-8	Installation

BREATHE JR.™ SEATING

Breathable mesh back, soft contoured seat, back flex recline in mechanism free float option, mechanism variable position back angle lock, horizontal/vertical lumbar adjustment, adjustable arm with soft urethane arm pads, heavy duty nylon base and 55 mm high impact casters.

Weight capacity:	300 lbs
Seat width:	20.5"
Seat depth:	19.5"
Back width:	20"
Back height (above seat):	20"
Lumbar height (above seat):	6" - 7.125"
Width:	22.375"
Depth:	25"
Seat height range:	17" - 22"
Arm:	No
Pad width:	3.875"
Depth:	11.5"
Width between arms:	19.5"
Width outside arms:	27.125"
Arm height range from seat:	7" - 9.375"
Chair weight:	42 lbs

425-60-33009-1	Task Chair
425-60-33008-8	Installation

GENERAL COMMERCIAL SEATING



LXO ERGONOMIC

The LXO chair is designed to be used in workstations, private offices, conference rooms and community spaces in business and learning environments. Features: Enersorb, memory foam seat, synchro-tilt swivel mechanism, dynamic mesh back, height adjustable arms, back depth adjustment, class 4 gas lift, waterfall seat, 5 prong heavy duty nylon base with 2" carpet casters. Available in black only.

Weight Capacity:	250 lbs
Overall width:	26"
Overall depth:	24"
Overall height:	36.5" - 41"
Seat height:	17" - 22.5"
Seat width:	19"
Seat depth:	18.5" - 19.5"
Back width:	19"
Back height:	18"

425-60-840508
425-60-840509

Task Chair
Installation



LXO DRAFTING STOOL

The LXO drafting stool is designed to be used in workstations, private offices, conferences rooms, and community spaces in business and learning environments. This product is available in black only. Features: Enersorb, memory foam seat, swivel mechanism with back depth adjustment, dynamic mesh back, height adjustable arms, class 4 gas lift, waterfall seat, heavy duty height adjustable foot ring, 5 prong heavy duty nylon base with 2" carpet casters. Ideal for sit/stand tables.

Weight Capacity:	250 lbs
Overall width:	25.5"
Overall depth:	24"

425-60-848006
425-60-848007

Drafting Stool
Installation

GENERAL COMMERCIAL SEATING



SXO MIDBACK CHAIR

The simplicity of SXO Midback chair Its modern look fits perfectly with any office, meeting, conference or home office setting. Features: Enersorb, memory foam seat, synchronous knee-tilt swivel mechanism, seat slide adjustment and side tension control, dynamic mesh back, 3D adjustable arms - height, width and pivot, class 4 gas lift, waterfall seat, back storage pocket, 5 prong heavy duty nylon base with 2" carpet casters.

Weight Capacity:	250 lbs
Overall width:	27" - 29.5"
Overall depth:	27" - 29.5"
Height without headrest:	37.5" - 42.5"
Height with headrest:	45.5" - 52"
Seat height:	16" - 21"

425-60-844005
425-60-844007
425-60-844006

**SXO Chair
Headrest
Installation**



VXO ERGONOMIC TASK CONFERENCE CHAIR

The VXO is a simple, light-scale design. The lumbar back support is easy to adjust and compliments its many ergonomic features. Black only.

- Lumbar Height Support
- Nebula Mesh Back
- Waterfall Seat
- 5 Prong Heavy Duty Base
- Ergonomic Adjustments
- Comfortable Arms

Weight Capacity:	250 lbs
Seat width:	20.75"
Seat depth:	19.5"
Back width:	18.5"

425-60-840516
425-60-840668

**VXO Chair
Installation**

GENERAL COMMERCIAL SEATING



AUSTIN CHAIR

The Austin chair offers contemporary design and is comfortably supportive. With its sleek design, the Austin Chair is a perfect addition to any office setting. Its breathable mesh back allows air to circulate freely, providing comfort in all climates. Comes with heavy duty 60mm casters, heavy duty injection molded glass filled nylon 27.5" composite base, class IV KGS gas lift with black oxide cylinder, Multi-function, and the multi-shift mechanism used on 24/7 chairs.

Weight Capacity:	300 lbs
Seat Width:	20.5"
Seat Depth:	19" - 21.25"
Seat Height:	17" - 21"
Back Height (above seat):	23"

425-60-700700
425-60-33008-8

**Austin Chair
Installation**

FURNITURE



CXO EXTREME COMFORT

The CXO chair fits your sense of style with several options to enhance your chair.

- Mesh Backing
- 4D adjustable arms
- Seat Sliders Depth Adjuster
- Headrest
- Enersorb™ Foam
- Waterfall Design
- Enlarged lumber support pads
- 2" Carpet Casters

Weight Capacity:	350 lbs
Overall Width:	27" - 29.5"
Overall Depth:	27" - 29.5"
Overall Height:	36.5" - 41"
Seat Height:	16" - 21"
Seat Width:	20"
Seat Depth:	18.5" - 19.5"
Back Width:	22"
Back Height:	19" - 21.5"

425-60-29100-9
425-60-29105-8
425-60-29106-6

**Chair
Headrest
Installation**

GENERAL COMMERCIAL SEATING



MXO SIMPLE DESIGN

The MXO chair is designed for meeting rooms, break out rooms and conference room setting. Available in black only.

- Enersorb memory foam
- Fixed Arms
- Swivel - Tilt Mechanism
- Waterfall Seat Design
- Memory Height & position Gas Lift
- 2" Carpet Casters

Weight Capacity:	275 lbs
Overall width:	25"
Overall depth:	24"
Overall height:	33.5" - 38.5"
Seat height:	17" - 20"
Seat width:	19"
Seat depth:	18.5"
Back width:	19"
Back height:	18"

425-60-841001

425-60-841002

Chair

Installation



BLAZE CHAIR

The Blaze chair is a high quality all mesh office chair. Designed with full ergonomic features, the Blaze is built to meet a high percentage of users. Comes with back tilt and built-in seat slide and 5 position safety lock.

Weight Capacity:	275 lbs
Seat width:	20.25"
Seat depth:	19" - 21.25"
Seat height:	18.25" - 21.25"
Back height (above seat):	27" - 30"

425-60-700400

425-60-33008-8

Blaze Chair

Installation

GENERAL COMMERCIAL SEATING



RIO CHAIR

Dynamically designed office chair that does not compromise on aesthetics and promotes correct sitting posture. RIO is an office chair not only designed for sitting, but also can enhance office image and increase work efficiency with its dynamics. RIO's flexible back support structure conforms to the physical demands of the user and the titling movement automatically adjusts angles to support and protect your lumbar, in turn reducing fatigue. With its dynamic arm adjustments, the user can complete any task with ease.

Weight Capacity: 275 lbs
425-60-700800 RIO Chair
425-60-33008-8 Installation



CARLSON TASK SEATING

The Carlson chair represents a refreshing task seating solution for offices with plenty of room. This contemporary product offers modern features such as:

- Synchro-tilt mechanism with side tension adjustment
- Multiple position tilt lock
- Slow lock release side tension adjustment
- Lockable pivoting arm rests with contoured polyurethane arm pad
- Ratchet back height adjustment
- Seat Slider

	High Back:	Mid Back:
Weight Capacity	250 lbs	250 lbs
Overall width:	30"	25.5"
Overall depth:	27.5"	26.5"
Overall height:	42" - 48.5"	36" - 41.5"
Seat height:	17.5" - 23"	17.5" - 23"
Seat width:	21.5"	19.5"
Seat depth:	18"	17.5"
Back width:	19"	17"
Back height:	23.5" - 25"	20" - 22.5"
425-60-841506	High Back	
425-60-841522	Mid Back	
425-60-841523	Installation	



GENERAL COMMERCIAL SEATING

FURNITURE



TIA CHAIR

The Tia chair offers 55mm hard tread casters and 45mm base matching barrel. Glass filled nylon 30 high impact composite base. Class IV KGS Gas lift. Equipped with heavy duty 16mm thick structural plywood seat and high density fabricated 2" seat foam. Glass filled nylon injection molded structural loop arms add style and comfort. The Tia has built-in passive movement lumbar support and simple tilt mechanism with one position lock.

Weight Capacity:	250 lbs
Seat Width:	18.5"
Seat Depth:	19.5"
Seat Height:	17" - 21.5"
Back Height (above seat):	19"

425-60-700300
425-60-33008-8

Tia Chair
Installation



ITHACA ULTRA

Standard with seat slider and 5" seat height adjustment; Back: 20"W X 23.5" H with 3" height adjustment and reinforced back structure around mesh back that conforms to body for more comfort; tilt mechanism allows free float or 3 lockable positions; five star reinforced base with carpet casters; black shell only.

Weight Capacity: 250 lbs

425-60-15108-8
425-60-15088A
425-60-15110-4

Chair
T-arms
Installation



GENERAL COMMERCIAL SEATING



ITHACA STANDARD

Seat: 20"W X 17-22"H X 18"D; Back: 20"W X 19.5"-22.5"H with 3" height adjustment; thick/supportive seat cushion; standard with seat slider, easy access tilt tension knob; lever activated seat height/tilt; five star reinforced base with carpet casters; black shell only.

Weight capacity: 250 lbs

425-60-15105-4

425-60-15054A

425-60-15107-0

Chair

T-Arms

Installation

FURNITURE



GXO GUEST CHAIR

The GXO guest chair fits into any work environment. This product is available in black only. Enersorb memory foam seat.

- Ergonomic design
- Mesh back
- Anti-slip angled rear legs
- Waterfall seat design
- Four-way stretch fabric

Weight Capacity: 250 lbs

Seat width: 20"

Seat depth: 18"

Seat height: 19"

425-60-840607

425-60-840608

GXO Chair

Installation

GENERAL COMMERCIAL SEATING



STANDARD STORM CHAIR

A Heavy-duty task chair warranted to accommodate weight up to 400 lbs, 3 shifts a day 24/7. A high-performance chair, designed for computer-intensive environments, with a multifunctional mechanism that allows independent positioning and locking of the back and seat angles and full function 4 dimensional adjustable arms. It stands up to different body types, tasks and is built to last.

Weight Capacity:	400 lbs
Seat Width:	20.25"
Seat Depth:	19" - 21.25"
Seat Height:	18" - 21.375"
Back Height (above seat):	23" - 25"

425-60-700100
425-60-33008-8

**Standard Storm Chair
Installation**



STORM HD

A heavy duty task chair is warranted to accommodate weight up to 500 lbs, 3 shifts a day 24/7. Additional features include high density molded foam with waterfall seat design to help reduce muscle fatigue. Height adjustable, high impact inner/outer injections molded composite back construction with adjustable lumbar support and drop arms. Storm HD is ideal for multi-shift environments such as EMS/police, nurse's stations or call centers.

Weight Capacity:	500 lbs
Seat Width:	22"
Seat Depth:	18" - 21.25"
Seat Height:	16.5" - 21"
Back Height (above seat):	23" - 25"

425-60-700200
425-60-33008-8

**Storm HD Chair
Installation**

GENERAL COMMERCIAL SEATING



STORM MESH

A high-performance task chair warranted to support 350 lbs Storm Mesh is constructed with high-impacted inner/outer injection molded seat with high density molded foam providing full seat support. The Mesh back is unified with a padded 2D adjustable lumbar support for ergonomic comfort. Available in regular and heavy duty.

Weight Capacity:	350 lbs
Seat Width:	20.5"
Seat Depth:	18.25" - 20.5"
Seat Height:	16.5" - 20.5"
Back Height (above seat):	28" - 30.25"

425-60-700900
425-60-33008-8

Storm Mesh Chair
Installation

FURNITURE



OZARK

The Ozark chair is a contemporary and ergonomic design that delivers amazing comfort and support. With its modern features and function, the Ozark is slim and sleek with comfort in mind. The Ozark features 60mm Casters, heavy duty composite base, class IV KGS gas lift, synchronized mid pivot tilt control with built-in seat slide, side tension adjustment, 4 position "anti-kick" safety lock and seat height adjustment.

Weight Capacity:	275 lbs
Seat Width:	21"
Seat Depth:	18.25" - 20.5"
Seat Height:	17.25" - 21.25"
Back Height (Above Seat):	28"

425-60-700010
425-60-33008-8

Ozark Chair
Installation

GENERAL COMMERCIAL SEATING

FURNITURE



SHERMAN HEAVY DUTY CHAIR

Sherman HD was designed and warranted for 24/7 use applications. Supports 450 lbs, capacity 3 shifts a day. Swivel mechanism with pneumatic height adjustment and 2.5" seat depth adjustment. Built-in lumbar support. Reinforced steel seat and back bar. Oversized molded foam seat pan with a waterfall edge. Heavy duty steel fold away arms that are height and width adjustable with pads. With or without arms. 29" five prong, structurally engineered aluminum base. Black Only

425-60-840664

Chair

425-60-840666

Fold Away Arms

425-60-840668

Installation



SHERMAN HEAVY DUTY DRAFTING STOOL

Sherman HD was designed and warranted for 24/7 use applications. Supports 450 lbs, capacity 3 shifts a day. Swivel mechanism with pneumatic height adjustment and 2.5" seat depth adjustment. Built-in lumbar support. Reinforced steel seat and back bar. Oversized molded foam seat pan with a waterfall edge. Heavy duty steel fold away arms that are height and width adjustable with pads. Heavy duty adjustable foot ring. 29" five prong, structurally engineered aluminum base. Black Only

425-30-403007

Drafting Stool

425-30-403009

Fold Away Arms

425-30-403011

Installation

GENERAL COMMERCIAL SEATING



ECON SEATING

The Econ chair features a heavy duty 100% Polyurethane seat and back with black heavy duty Polyurethane on seating surfaces, matching Polyurethane on back and sides, high impact, glass filled, closed loop arms and a butterfly seat plate. Adjustable height range with gas lift, tilt and lock features.

Weight Capacity:	250 lbs
Seat Width:	20.5"
Seat Depth:	19"
Seat Height:	17" - 21.375"
Back Height (above seat):	25"

425-60-700500
425-60-33008-8

Econ Chair
Installation

FURNITURE



ECON GUEST CHAIR

The Econ guest chair features a heavy duty 100% Polyurethane seat and back with a 13.5 gauge black powder coated steel tube cantilever base.

Weight Capacity:	250 lbs
Seat Width:	20.5"
Seat Depth:	19"
Seat Height:	18"
Back Height (above seat):	25"

425-60-700600
425-60-33008-8

Econ Guest Chair
Installation

GENERAL COMMERCIAL SEATING

FURNITURE



ATTAIN CHAIR

The Attain molded chairs are designed to fulfill the widest range of high density applications, including training rooms, lounges, cafeterias, auditoriums and other mass seating or occasional uses. Customer must specify shell and frame color. Sled Base without Arms.

Weight Capacity: 400 lbs

420-60-30066

Attain Poly Back/Poly Seat

420-60-30055

Attain Poly Back/Upholster Seat



NAVIGATOR CHAIR

The Navigator chair has a sturdy four-leg design and articulating back. Provides a high degree of ergonomic comfort and allows users to fold up the seat and nest several chairs together. The Navigator is a natural for conference or training rooms. Options include: arm or armless versions; standard upholstered seat back. Available with black or warm grey frames only.

Weight Capacity: 300 lbs

425-60-60003-5

With Arms

425-60-60001-9

With No Arms

425-60-60009-2

Installation



GENERAL COMMERCIAL SEATING

PIPER CHAIR

The Piper molded chairs are designed to fulfill the widest range of high density applications, including training rooms, lounges, cafeterias, auditoriums, and other mass seating or occasional uses. Customer must specify shell and frame color. Poly Glides without Arms.

Weight Capacity: 400 lbs

420-60-300333 Piper Stack, Poly Back/Poly Seat

420-60-300444 Piper Stack, Poly Back/Uph Seat

Piper Poly Transport Dolly

Piper Upholstered Transport Dolly



FURNITURE



PIPER TRANSPORT DOLLY

The transport dolly for Poly chairs transports up to 38 chairs that stack to 80" High.

The transport dolly for Upholstered chairs transports up to 15 chairs that stack to 80" High.

GENERAL COMMERCIAL SEATING

FURNITURE



Plastic Glide



Steel Glide



PVC/Rubber Glide



Ganged Steel Glide



Ganged Plastic Glide



Felt Glide

CHAIR GLIDE INFORMATION

GLIDE MATERIAL	CARPET	RESILIENT FLOORING				HARD FLOORING		
		VINYL SHEET/ LINOLEUM	VCT	RUBBER	LVT/ LVP	CERAMIC TILE	CONCRETE	HARDWOOD
PLASTIC	★★	★	★	★	NR	★★	★	NR
PVC / RUBBER (NON-SKID)	NR	★★	★★	NR	★	★★	★	★★
STEEL	★★	★	★	★	★	NR	NR	NR
FELT	NR	★	★	NR	★★	★	★	★★

★★ = Best Performance

★ = Acceptable Performance

NR = Not Recommended

Steel glides are not recommended for light colored floors.

Vinyl Sheet/Linoleum includes Marmoleum.

Terrazzo flooring and concrete with stain or specialized finishes present unique requirements for glides.

Testing on your specific floor recommended.