

SYSTEMXXI

PANEL
SYSTEMS
FURNITURE

SYSTEMXXI

PANEL
SYSTEMS
FURNITURE

OTHER PRODUCTS FEATURED IN THIS BROCHURE:

Series XXI Pedestal, Lateral and Vertical Files

Series XXI Kiosks

Acclaim Pedestal Files

Sterling Seating

Dakota Seating



FUNDAMENTAL

Fundamental-serving as an original or generating source.

Interior designers are always on the **lookout** for **office furniture** that provides a comfortable, **ergonomic** work area—

Yet, can **utilize** the least amount of **floor space** possible. Expansions, downsizing, mergers, acquisitions—

All are common terms used now and will continue to be used into the future.

Office furnishings must be able to **adapt** to these changes.

Ergonomics—the buzzword and standard that office furniture must measure up against.

With **so many factors** to take into account, **which office panel system** do interior designers specify?



SYSTEM XXI
—A panel system that meets the needs of office workers today—and tomorrow.

With **System XXI** components, a vast array of office settings can be created—from basic workstations to managerial offices; receptionist stations to multi-unit team pods; simple to complex—**System XXI** can adapt to meet these requirements.

Variables such as building structure, job functions, work flow/traffic patterns, storage needs, noise control, electrical codes, communication and computer needs, lighting, ADA requirements and visual/acoustical privacy requirements were all considered when **System XXI** was developed.

System XXI was designed with the needs of the office worker in mind. Flexibility, efficiency, productivity, aesthetics—were all common denominators in the creation of **System XXI**. In addition, as situations change, **System XXI** changes. Recent introductions include: stackable panels, various curvilinear worksurfaces including curved corner, piano and shoe

shaped, additional worksurface edge treatments, radiused front overheads, power and data access panels and multiple storage options. When your office needs call for the most technologically advanced furniture system, make your choice **System XXI**.

FUNCTION

System XXI Panel Information

Panels range in height from 32" to 84" and widths of 12" to 60" and are available in fabric acoustical, fabric/laminate, curved, glass and open frame panels to accommodate most office situations. Three- and one-half inches of panel glide adjustability accommodates uneven floors.

Additional panel heights can be achieved or existing panel heights matched through the use of the **System XXI** stackable panel sections.

A durable, roll-formed, steel frame provides the basis for the **System XXI** panel core. The internal data/communication wireways are also produced with roll-formed steel.

The **System XXI** panel was designed with acoustical control in mind. The aluminum foil septum acts as a sound barrier. Two layers of fiberglass insulation on each side of the panel absorb high and low frequency sounds. This combination provides a quiet work environment for your entire office. A vinyl panel hinge not only acts as a sound barrier, but also provides a light shield when two panels are joined together.

System XXI panels have been engineered to provide .80 NRC and 23 STC ratings—which means acoustical efficiency in your office.

With employee safety in mind, **System XXI** panels were designed to meet or exceed applicable ANSI/ BIFMA standards. **System XXI** panels also meet or exceed UL 1286 requirements.

Function—one of a group of related actions contributing to a larger action.



Stackable panel sections allow you to easily convert a shorter panel (used in teaming areas) to a taller panel for full privacy.

FUSION

Fusion-a merging of diverse elements into a unified whole.

System XXI Storage Options

Storage is a necessary component of every office. By combining overheads, open shelves, center drawers, pedestal files, lateral files, vertical files and kiosks, storage is not a problem with **System XXI**.

Overheads are available with flipper door fronts (which open above the cabinet) or radiused front doors (which recede into the cabinet). Both styles are available with laminate, steel or fabric covered fronts.

Series XXI pedestals, laterals, verticals and kiosks provide additional file storage. Pedestals are available in four different styles: mobile, free-standing, hanging and worksurface supporting with various combinations of drawer types. Laterals may be specified in two, three, four and five high models—in three different widths (30," 36," or 42"). Drawers, receding doors, posting shelves and cupboard options can also be added to Series XXI lateral files. Vertical files come in four heights and two different widths (15" and 18"). Kiosks have a closet option that may be combined with drawer or shelf options to meet the user's specific needs.

Corner shelf units may be added to panel configurations to make use of the often wasted space above the worksurface.

Worksurfaces are available in a variety of sizes in rectangular, curved, D-shaped, corner, piano, shoe and keyboard shapes. PositionMate™, a two-layered keyboard surface, offers a unique, contemporary design along with 12³/₄" of adjustability. PositionMate™ allows the user to adjust the keyboard unit of the worksurface to his or her own sit/stand height. Perfect for all data entry operations.

Various edge treatments may be ordered to suit the individual customer preference.



Series XXI pedestal files are available in the following options: file/file; box/box/file; box/file and pencil/box/file—in four different styles: freestanding, mobile, worksurface supporting and hanging.



Kiosks allow for employees to have all their belongings in one area. The kiosk shown has shelf units, lateral file drawers and a lockable closet area.

FLEXIBLE

Flexible-capable of responding or conforming.

System XXI Power and Data Information

The office of the future will be equipped with the most up-to-date technology available. All those cords and cables need to be channeled somewhere—preferably out of sight and off the worksurface. These total-electronic offices require complex electrical routing systems. All **System XXI** panels provide interior wireways for the routing of data and communications cables.

For the office with ever-expanding data and communication requirements, **System XXI** offers the extended raceway panel (ERP) with two separate data and electrical raceways at the bottom of the panel.

The **System XXI** electrical offering comes in 8- and 10- wire versions. The multiple configurations of circuitry allow the user access of up to six circuits at any receptacle location.

Grommets, available in round or slimline versions, offer a central area in which to feed cords and cables through the worksurface to power outlets.

System XXI data access panels are available for the mounting of data faceplates in three different locations: in the bottom raceway of the panel; above the worksurface and below the worksurface. The two work-surface height options allow the mounting of data faceplates directly on the fabric surface of the panel. All data cabling is concealed internally within the panel.

The **System XXI** PowerUp™ option provides both data jacks and a duplex receptacle in a flip-top module. PowerUp™ can be mounted in any **System XXI** worksurface.



System XXI is available with 3 different electrical options (from left to right): an 8 wire system with 3 convenience circuits and 1 isolated ground circuit; a 10 wire 442 system with 2 convenience circuits and 2 isolated ground circuits—(each circuit has its own independent neutral wire); and a 10 wire 622 system with 3 convenience circuits and 3 isolated ground circuits.



ERP panels offer an additional 4" of raceway for the routing of communication/data cables. This is done through a wireway that is separated with a continuous steel septum from the electrical wireway.



Bottom open frame access panels allow direct access from wall faceplates or boxes into the vertical wireways of the panel. Telephone and data outlets are combined into one by using data manufacturers' faceplates on the **System XXI** raceway cover.



Extendible posting shelves are available on all Series XXI lateral files. Perfect when you need a space to rest a notepad, the shelf fits into a 1 1/2" opening on the lateral file.

FORM

Form-the structural element, plan or design of a project.

System XXI Optional Accessories

Paper management choices cover a wide range of options—from pencil cups to paper trays (horizontal, diagonal and vertical); binder bins to CD storage. These optional pieces can be freestanding on the work-surface or panel-mounted from several different toolbars—to fit the needs of the individual user.

An optional center drawer (with inset pencil tray) attaches easily under the worksurface and provides additional small item storage. All lockable accessories and storage options may be keyed-alike for individual office space.

The flexible CPU sling and the CPU security unit both offer CPU storage under the worksurface—freeing up valuable worksurface space.

Monitor lifts are another option that provide adjustability to fit the needs of the user. The lift adjusts the computer monitor from 4"-11" above the worksurface.

Tackboards, keyboard pads, coat-racks, markerboards and nameplate accessories are also available to complement **System XXI**.




Overhead mounted task lights attach flush under overhead units for additional lighting for the worker.



Laminate covered doors create complete privacy and are available with handles that meet ADA requirements.



Countertops can be installed to provide easy access for physically challenged individuals.



Countertops are available in straight, curved and right-angle configurations. They extend only 4" into the aisleway to eliminate protruding hazards for the visually and physically impaired.

SOLUTIONS



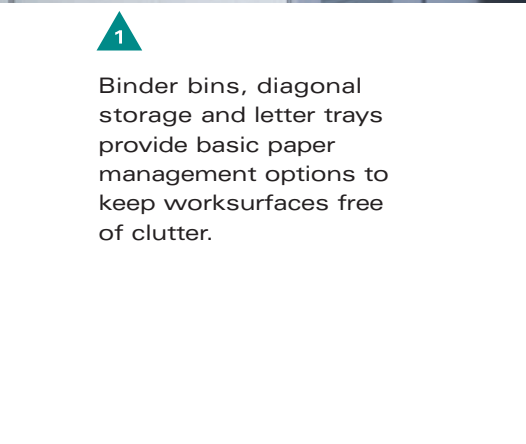
A sliding tool rail mounts and moves easily and can be "stacked" for more efficient use of space.

2



3

A fresh design for paper management! Pencil cups, CD holders and multi-compartment trays accompany binder bins, diagonal storage and letter trays to complete the paper management offering.



1

Binder bins, diagonal storage and letter trays provide basic paper management options to keep workspaces free of clutter.



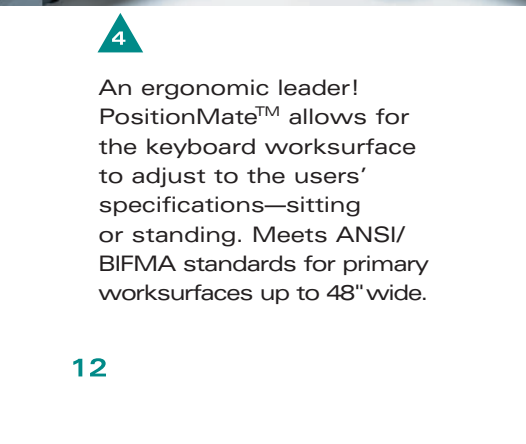
Peninsula ends create a perfect "conference" table for those unexpected meetings.

5



Mobile pedestals with cushioned tops provide a temporary seating solution when space is at a premium.

4



4

An ergonomic leader! PositionMate™ allows for the keyboard workspace to adjust to the users' specifications—sitting or standing. Meets ANSI/ BIFMA standards for primary workspaces up to 48" wide.



6

An articulating keyboard arm allows users to adjust tilt and height, and push the tray under the surface when not in use. The mouse pad slides freely to accommodate left- and right-hand users.



5

Need more storage space? Consider a corner shelf unit—which can be adjusted to accommodate computer monitors and other equipment.



6

Acclaim pedestal files offer full drawer pulls and an extra caster for stability.

ACCESSIBILITY

Flipper doors are available in steel, laminate or fabric covered fronts to meet the design requirements of all offices.

1



Lightweight, radiused front flipper doors open and recede into the overhead unit.

3



2

Low shelf units can be moved up or down in 1" increments on the panel to fit the needs of the employee.



PRODUCTIVITY



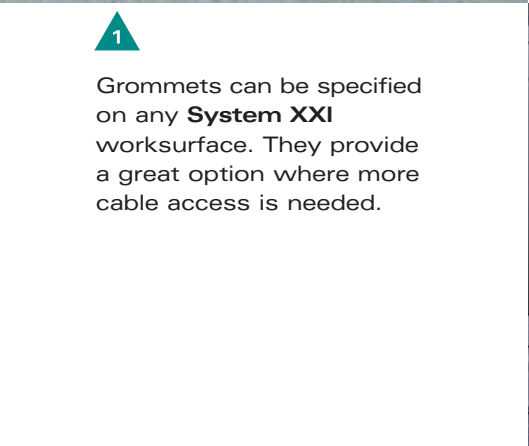
PowerUp™ brings power/data access to the worksurface. The flip-up module contains one duplex 110-volt receptacle and two data ports to fit Lucent Technologies data jacks. The standard three-prong plug electrical cord comes in three lengths and provides power to the module.

2



3

Slimline grommets are located flush with the panel and lift up easily when access for cables and wires is required.



1

Grommets can be specified on any **System XXI** worksurface. They provide a great option where more cable access is needed.




3

Slimline grommets are located flush with the panel and lift up easily when access for cables and wires is required.



2

Top power feeds route cables up to the ceiling for maximum flexibility.



3

The base feed routes power to the panel wireway from the wall or floor junction box locations.



The monitor lift option allows for the user to move their computer monitor a range of 4"-11" above the worksurface.

5



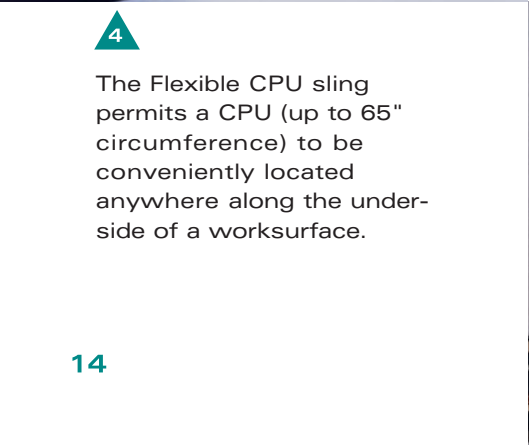
4

Data access panels are available with above or below worksurface height access. They allow attachment of single-gang, double-gang and surface-mount data boxes and plates to the face of the panel, with all cables routed inside the panel, out of sight.



6

Worksurface support panels end the run of worksurfaces and lend additional support to the panel.



4

The Flexible CPU sling permits a CPU (up to 65" circumference) to be conveniently located anywhere along the underside of a worksurface.



6

The CPU security kit adjusts to fit most any CPU unit and can be installed in the field. The security kit can be adjusted to discourage the removal of the internal circuit cards as well as the entire CPU.



5

Worksurfaces feature three edge treatment options: 3mm PVC, post-formed and T-edge (bullnose).



15